Multiple District 114

As of October 2026 Cumulative

Year	New Clubs	Dropped Clubs	Gain/ Loss Clubs	New Members	Charter Members	Reinstate Members	Transfer Members	Total Member Added	Total Members Dropped	Gain/ Loss Members
2022-2023	1	5	-4	400	32	2	62	496	445	51
2023-2024	1	6	-5	343	23	2	23	391	406	-15
2024-2025	1	5	-4	357	21	118	29	525	480	45
2025-2026	1	0	1	403	21	18	21	463	388	75
2026-2027	0	0	0	81	6	5	6	98	177	-79
Average	**1**	**3**	**-2**	**317**	**21**	**29**	**28**	**395**	**379**	**15**

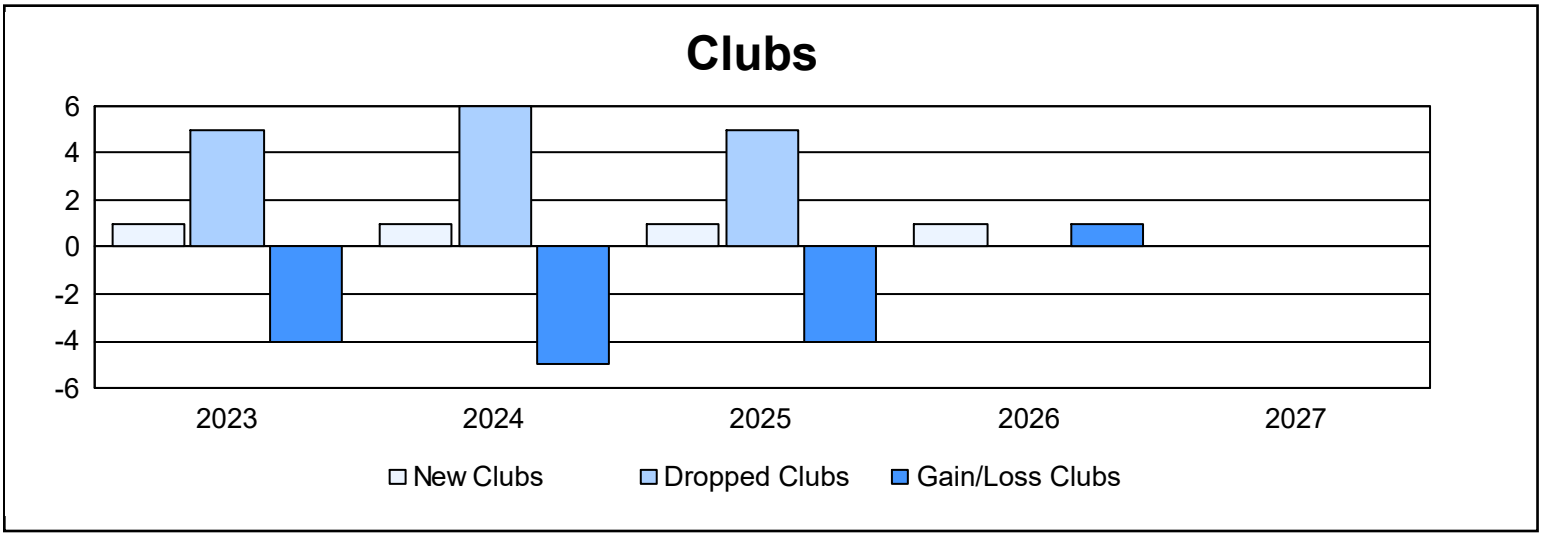

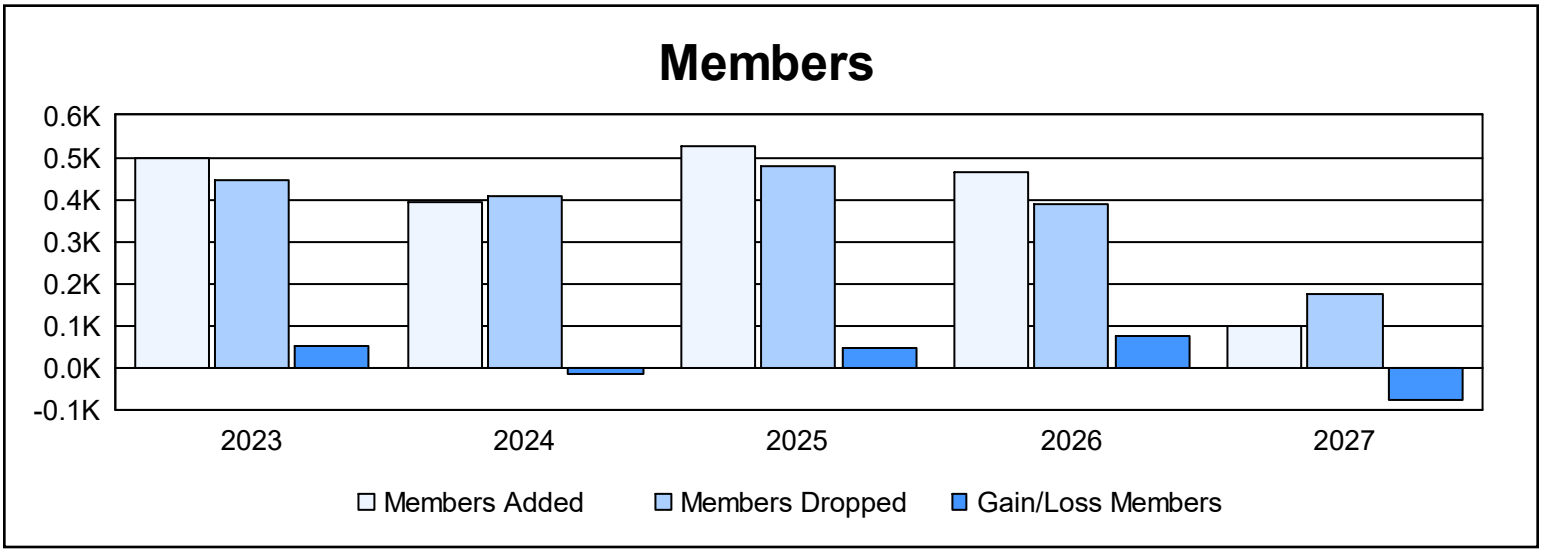

Membership Composition
October 2026 Cumulative

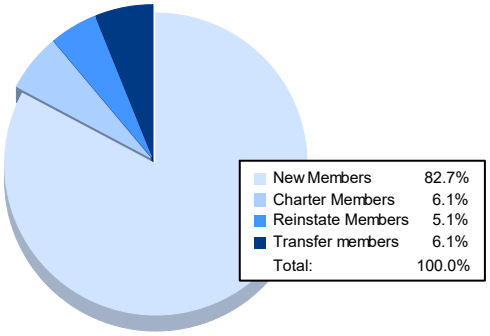

Gender Composition
October 2026 Cumulative

